

Cable set

# Cable set for mcIO-K10

Article number: 1501432

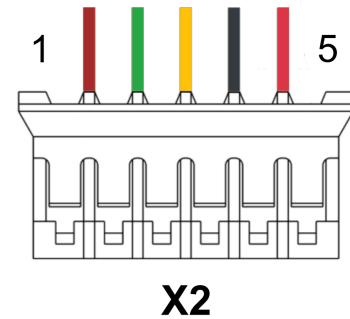
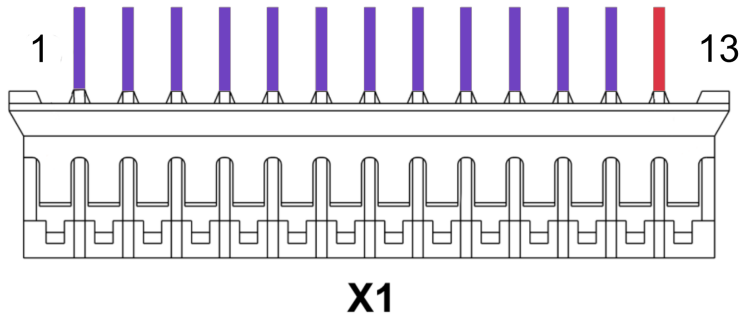


Picture similar



















## Technical data

PHR 5 connector	
Size	11.8 x 4.5 x 6.4 mm
Cross Section	0.25 mm <sup>2</sup>
Cable length	50 cm
Pins	5
Product name	JST PHR-5
PHR 13 connector	
Size	27.8 x 4.5 x 6.4 mm
Cross Section	0.25 mm <sup>2</sup>
Cable length	50 cm
Pins	13
Product name	JST PHR-13

## Scheme



## mclO-K10

X1	Digitale I/O's		
1		Din11/Dout3	Digital input 11 / Digital output 3
2		Din10/Dout2	Digital input 10 / Digital output 2
3		Din9/Dout1	Digital input 9 / Digital output 1
4		Din8/Dout0	Digital input 8 / Digital output 0
5		Din7	Digital input 7
6		Din6	Digital input 6
7		Din5	Digital input 5
8		Din4	Digital input 4
9		Din3	Digital input 3
10		Din2	Digital input 2
11		Din1	Digital input 1
12		Din0	Digital input 0
13		+Ub	I/O's supply voltage
X2	Electronic supply and CAN		
1		CAN GND	CAN Ground
2		CAN Lo	CAN Low
3		CAN Hi	CAN High
4		GND	Ground for electronic and I/O's supply voltage
5		+Ue	Electronic supply voltage